DOWNEY THEATRE
TECHNICAL SPECIFICATIONS

V.3.3
UPDATED: 6/1/23

8435 FIRESTONE BLVD. DOWNEY, CA 90241
KIMMI PERKINS, THEATRE MANAGER KPERKINS@DOWNEYCA.ORG PH: 562-904-7230
STEVEN HUMENSKI, TECHNICAL DIRECTOR SHUMENSKI@DOWNEYCA.ORG PH: 562-299-6826



GENERAL INFORMATION

GENERAL POLICIES

- House opens 30 minutes prior to curtain, with curtain set by the permitee.
- The facility is smoke free and drug free.
- Food and Drink are not permitted on-stage, off-stage, in the auditorium, or in the lobby.

AUDITORIUM

- Continental Seating Plan with 4 exits to the Lobby, and 6 to outside
- Seating Capacity: 738 Total. 516 Orchestra (6 ADA Positions), 222 Balcony.
- ADA access is through the patio. Restrooms are ADA compliant.

AUDIO & VIDEO RECORDING

- The Downey Theatre allows for a maximum of 4 camera positions (Left and Right of the FOH Audio Mixer as well as Left and Right in the Balcony).
- The Fire Marshall requires us to eliminate seating in the entire row if equipment is placed in a row of seats

PARKING

- Free event parking is located directly north of the theatre (by the library and City Hall). When available, the Downey High School parking lot is located east of the theatre, off Brookshire Ave. Please note signs regarding parking regulations.

PERMITS

- It is the responsibility of the client to arrange for any necessary permits required by City, State, or Federal Law.
- If the event uses pyrotechnics, incendiary products, or any type of live flame, please contact the Theatre Manager to arrange for a fire permit.

Downey Theatre
Technical Specifications

8435 Firestone Blvd. Downey, CA 90241
Kimmi Perkins, Theatre Manager KPerkins@DowneyCA.org Ph: 562-904-7230
Steven Humenski, Technical Director SHumenski@DowneyCA.org Ph: 562-299-6826

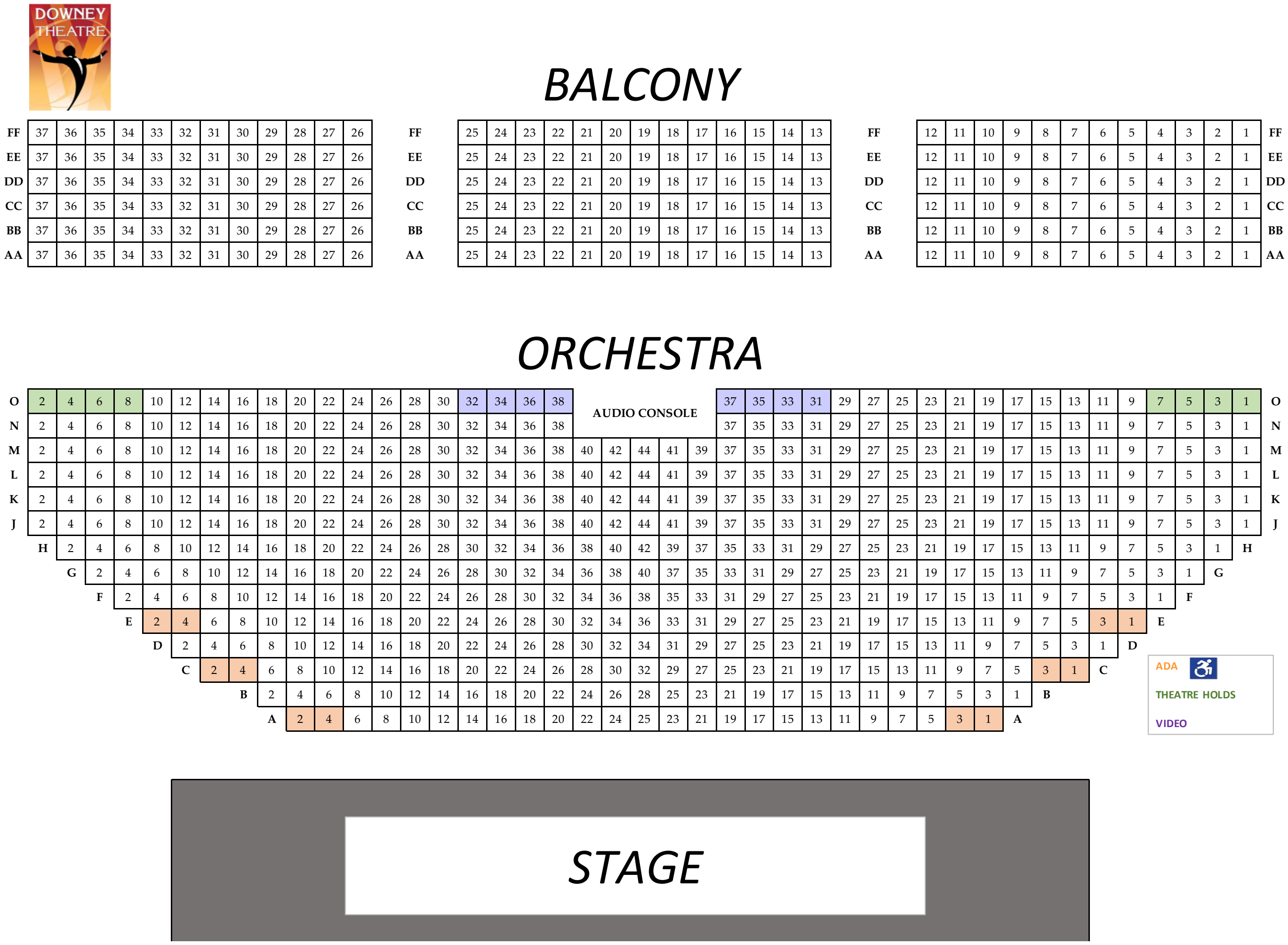

Backstage Areas & Dressing Rooms

Backstage / Dressing Rooms

Dressing Room Name	Est. Capacity	Location / Floor	ADA/Elevator Access
Dressing Room "A"	24 Total	Stage Level (First Floor)	Yes
Dressing Room "B"	22 Total	Stage Level (First Floor)	Yes
Dressing Room "C" (Multi-Purpose Room)	60 Total	Second Floor	No
Dressing Room "D" (Downstairs)	125 Total	Basement	No
Green Room	49 Total	Stage Level (First Floor)	Yes

Green Room

The green room is located off the downstage right hallway. It is 28'-0" x 27'-10" and is adjacent to the patio. There is access to a small kitchenette with a microwave oven, small refrigerator, and a sink.

Music Equipment, Pianos, and Risers

Orchestra Chairs & Music Stands

No.	Description
80	Orchestra Chairs
80	Music Stands

Pianos & Keyboards

Brand	Description
Yamaha	9' Concert Grand Piano
Yamaha	Upright Piano

8435 FIRESTONE BLVD. DOWNEY, CA 90241
KIMMI PERKINS, THEATRE MANAGER KPERKINS@DOWNEYCA.ORG PH: 562-904-7230
STEVEN HUMENSKI, TECHNICAL DIRECTOR SHUMENSKI@DOWNEYCA.ORG PH: 562-299-6826

CHOIR RISERS AND PLATFORMS

CHOIR RISERS

NO.	DESCRIPTION
4	WENGER "SIGNATURE" SERIES CHOIR RISERS

PLATFORMS (4'X8')

NO.	DESCRIPTION
6	8" RISE
6	16" RISE
6	16" / 24" RISE
6	24" RISE

STAGE & LOADING DOCK DIMENSIONS

GENERAL

The loading dock is at the stage level and enters directly into a staging area (the scene shop). It is accessible to 45' tractor-trailers off Brookshire Ave. If you wish to use the additional stage door off of Firestone Blvd. entrance, the client must make arrangements with the Theatre Manager at least one week prior to the date of load-in

LOADING DOCK DIMENSIONS

BROOKSHIRE AVENUE LOADING DOCK:

LOCATION	DIMENSIONS
Loading dock height	24'-0"
Loading dock width	24'-0"
Loading dock area	25'-0" x 25'-0"
From Street Level	3'-0"

MIMI'S CAFÉ LOADING DOCK

LOCATION	DIMENSIONS
Loading dock height	24'-0"
Loading door width	14'-0"

Concrete Ramp from parking lot directly onto stage

SCENE SHOP TO STAGE:

LOCATION	DIMENSIONS
Door height	24'-0"
Door width	20'-0"

STAGE DIMENSIONS

PROSCENIUM

LOCATION	DIMENSIONS
Width	50'-0"
House masking width	42'-0"
Height	23'-0"
House masking height	18'-0"

STAGE DIMENSIONS

LOCATION	DIMENSIONS
Proscenium to back wall	38'-6"
Proscenium to orch. pit	10'-2"
Proscenium to apron edge	17'-7"

ORCHESTRA PIT

LOCATION	DIMENSIONS
Width	50'-0"
Depth	21'-0"
Capacity	Approx. 50 Musicians

ADDITIONAL MEASUREMENTS

LOCATION	DIMENSIONS
Center line to offstage right	37'-4"
Center line to offstage left	43'-2"
Stage to auditorium floor	3'-5"
Grid height	51'-0"
Stage right wing space	6'-6"
Stage left wing space	11'-0"

8435 FIRESTONE BLVD. DOWNEY, CA 90241
KIMMI PERKINS, THEATRE MANAGER KPERKINS@DOWNEYCA.ORG PH: 562-904-7230
STEVEN HUMENSKI, TECHNICAL DIRECTOR SHUMENSKI@DOWNEYCA.ORG PH: 562-299-6826

SIDE STAGES
There are two independent stages to the left and right of the main stage (at the same level), downstage of the proscenium. Both have about 305 square feet of playing space and can be used independently of the main stage.

STAGE FLOOR
Tempered hardboard over a sprung stage. Scenery, Props, Lighting Instruments, Audio Equipment, etc. may not span the fire curtain, which is 0'-4" upstage of the Proscenium.

PROJECTION
PROJECTOR
Christie D16WU-HS Laser Projector
15,500 ANSI Lumens
2.0-4.0:1 Lens

INPUTS
HDMI HD-SDI

SCREEN DIMENSIONS

DESCRIPTION	DIMENSIONS
Screen dimensions	28'4"W x 18'H
Cyc dimensions	38'W x 20'H

AUDIO
GENERAL INFORMATION
POWER
120v, Single Phase, 4-15A Circuits. 3 Phase, 100a/leg, bare wire connection, UR Scene Shop Wall

AUDIO CONSOLE
Yamaha M7CL-48 (42 inputs & 12 returns total available)

HOUSE MIX POSITION
The house mix position is located at the rear center of the orchestra level.

PATCH BAY
Located Stage Left. 46 Inputs, 9 Returns

HOUSE MICROPHONE LIST
WIRED MICROPHONES

NO.	DESCRIPTION	NO.	DESCRIPTION	NO.	DESCRIPTION	NO.	DESCRIPTION
8	Shure SM-57	3	Sennheiser e604	7	Shure SM-58	6	AKG 300
1	Shure Beta52A	2	Shure SM81	2	Shure SM-565SD	2	Crown PCC

WIRELESS MICROPHONES

NO.	DESCRIPTION	NO.	DESCRIPTION
2	Shure ULX-D Handhelds	3	Shure ULX-D Bodypacks

SPEAKERS & MONITORS
MONITOR OUTPUTS
12 Total, 9 Accessible from Stage Patch Bay

MONITOR TYPES

NO.	DESCRIPTION
10	JBL SRX812P
2	Yamaha CM12V Side Fill Monitors

HOUSE MAIN SPEAKERS

NO.	DESCRIPTION
6	McCauley Line Array 2-way Full Range 1" x Dual 8", 60.
6	McCauley Line Array 2-way Full Range 1" x Dual 8", 90
6	McCauley Line Array 2-way Full Range 1" x Dual 8", 120
4	McCauley Subwoofer 30-80Hz, Dual 15"
2	Lab Gruppen Amplifier (4x2500/2100/1300W) 115V, 30A
1	Lake 2 x 6 System Processor

BACKSTAGE COMMUNICATIONS
Wired, 2 Channel.
9 Units Available

8435 Firestone Blvd. Downey, CA 90241
Kimmi Perkins, Theatre Manager — KPerkins@DowneyCA.org — Ph: 562-904-7230
Steven Humenski, Technical Director — SHumenski@DowneyCA.org — Ph: 562-299-6826

Lighting System & Electrics

General Information

The Downey Theatre maintains a focused repertory lighting plot. The plot and channel hook-up are attached below.

Power

120/280v; 3 Phase, 100a/leg, bare wire connection, UR Scene Shop Wall

Dimmers

Dimmer (ETC 2.4kw) per circuit.

Lighting Control

ETC Ion Xe20 with additional 40 fader wing located in the control booth.

House Lights

The house lights are controlled through both the lighting console, and the Unison Lighting Control System.

AP (FOH) Positions

Balcony Rail (used for curtain warmers, Side Stages, and Gobos on Cyclorama).
2nd AP – 43'-0" throw @ 19 degrees to apron
1st AP – 42'-0" throw @ 19 degrees to downstage area

ETC Net2

1 Node available (Stage Right)
1 Portable Node

House Gel Inventory

Ask Technical Director regarding Gel Inventory

Magic Sheets

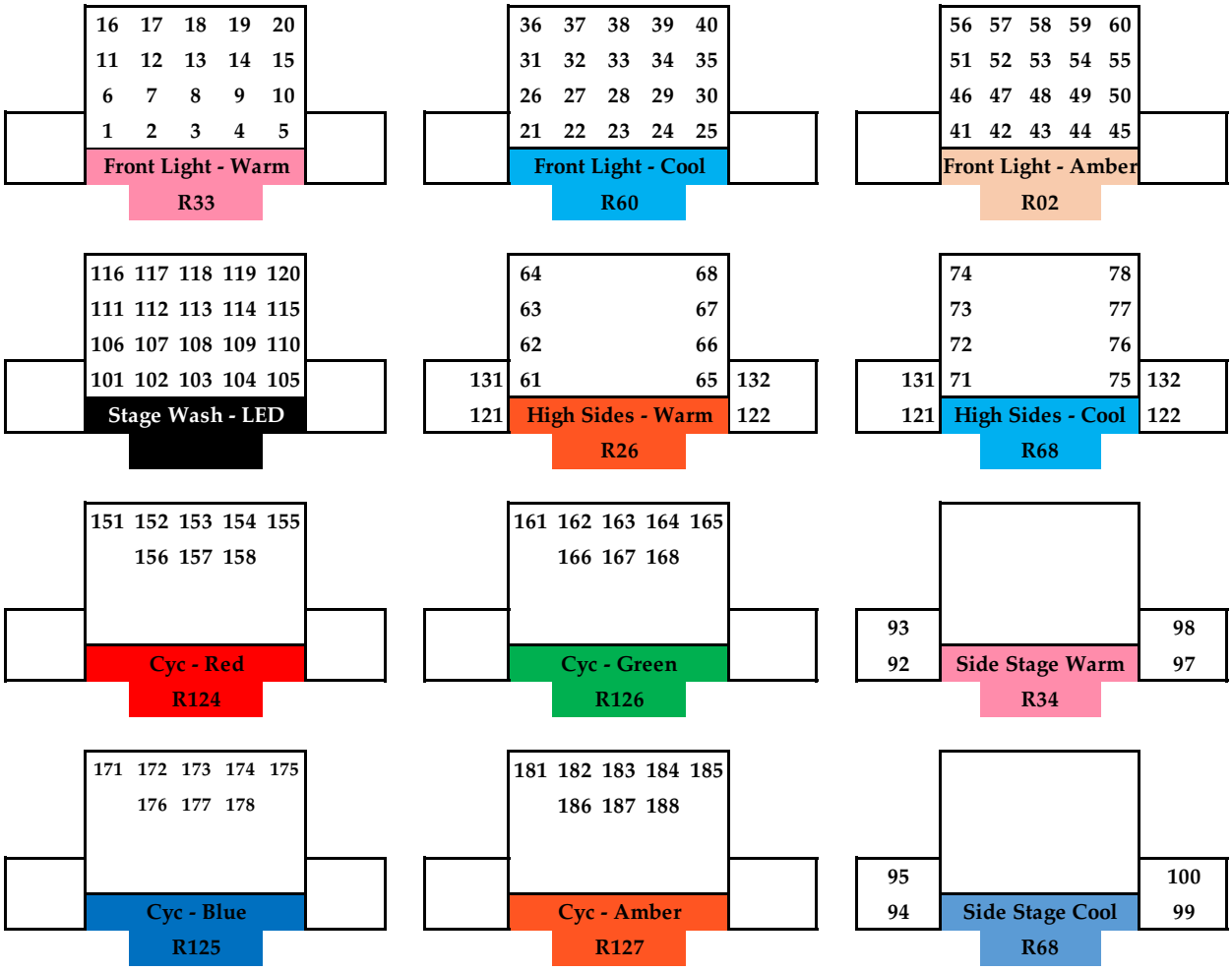

DOWNEY THEATRE
TECHNICAL SPECIFICATIONS

8435 FIRESTONE BLVD. DOWNEY, CA 90241
KIMMI PERKINS, THEATRE MANAGER — KPERKINS@DOWNEYCA.ORG — PH: 562-904-7230
STEVEN HUMENSKI, TECHNICAL DIRECTOR — SHUMENSKI@DOWNEYCA.ORG — PH: 562-299-6826

HOUSE LIGHTING PLOT

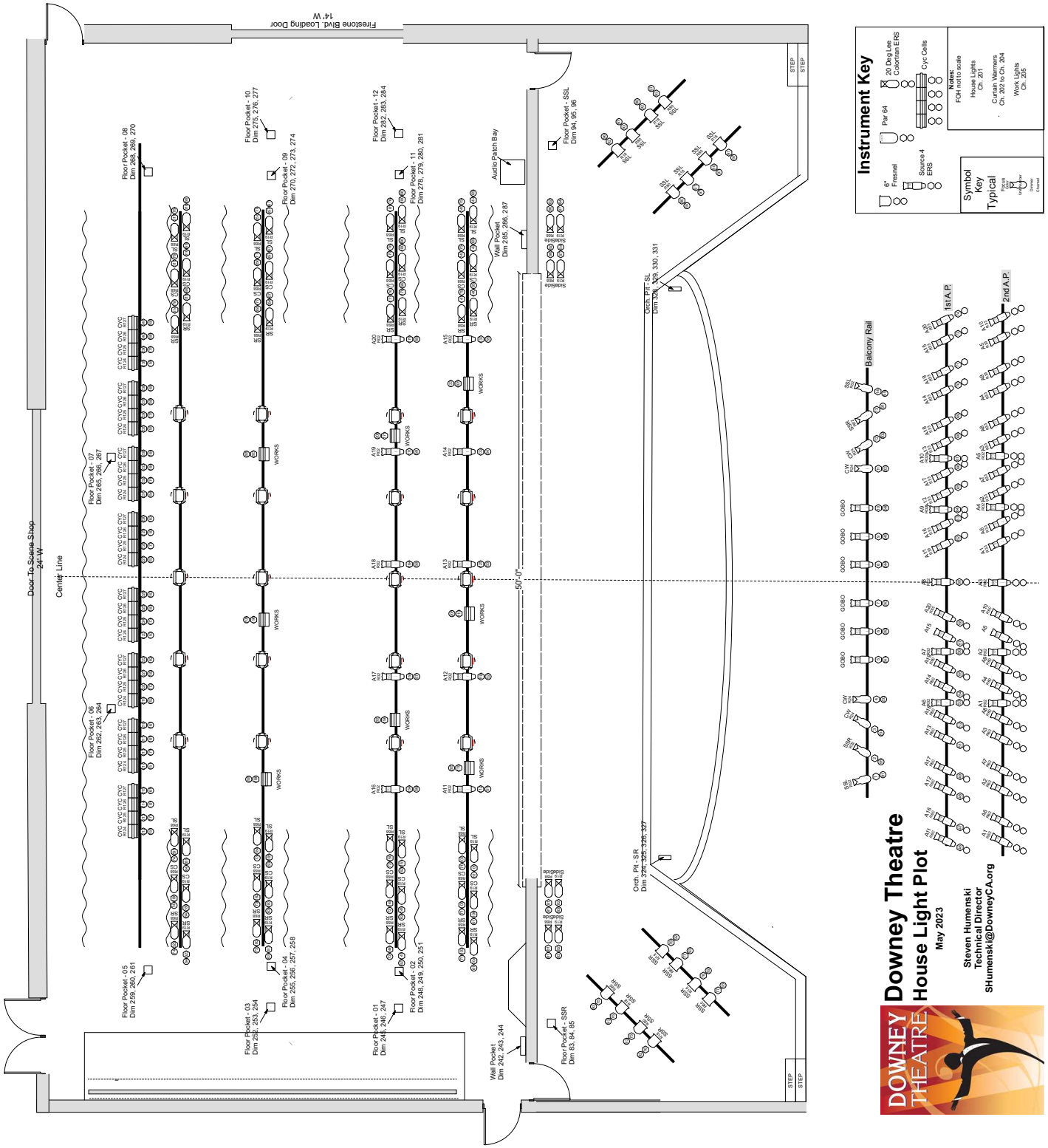

Downey Theatre
Technical Specifications

8435 Firestone Blvd. Downey, CA 90241
Kimmi Perkins, Theatre Manager — KPerkins@DowneyCA.org — Ph: 562-904-7230
Steven Humenski, Technical Director — SHumenski@DowneyCA.org — Ph: 562-299-6826

Fly System

General Information

The Downey Theatre's fly system is a traditional counterweight arbor system. It consists of 44 lines (42 on stage right, 2 on stage left).

Batten Capacity

1000 lbs. Maximum.

Lineset Schedule

Batten No.	Feet from Proscenium	Assignment	Notes & Information	Pipe Weight	Additional Weight	W x H
1	0′ 10″	Valence				60′ x 10′
2	1′ 4″	Main Curtain				62′ x 24′
3	N/A	SSR Batten	Side Stage Right			
4	N/A	SSR Main Curtain				30′ x 12′
5	2′ 3″			3B		
6	2′ 10″	1st Legs		3B	3B	12′ x 24′
7	3′ 8″			3B 2W		
8	4′ 7″	1st Electric		3B	19SB 10 SW 1W	
9	6′ 1″	Projection Screen		3B	14B 1W	18′ x 24′ 6″
10	6″ 9″			3B 1W		
11	7′ 5″			3B		
12	8′ 0″	1st Border		3B	3B 1W	63′ x 10′
13	8′ 10″	2nd Legs	Downstage Traveler	3B	16B	62′ x 24′
14	9′ 7″			3B		
15	10′ 9″	2nd Electric		3B	20SB 9SW 15B 1W	
16	12′ 1″			3B		
17	12′ 7″			3B		
18	13′ 1″			3B		
19	13′ 7″			3B 1W		
20	14′ 1″	2nd Border		3B	3B	63′ x 10′
21	14′ 7″	3rd Legs	Midstage Traveler	3B	13B	62′ x 24′
22	15′ 1″			3B		
23	15′ 7″			3B		
24	16′ 6″	Orchestra Cloud	Midstage Shell Ceiling	3B		
25	17′ 7″			3B		
26	18′ 7″	3rd Border		3B	3B	63′ x 10′
27	19′ 7″	4th Legs		3B	3B	12′ x 24′
28	21′ 3″	3rd Electric		3B	11SB 8SW 25B 1W	
29	22′ 7″			3B		
30	23′ 1″			3B		
31	23′ 7″			3B		
32	24′ 1″	4th Border		3B	3B	63′ x 10′
33	24′ 7″	5th Legs		3B	3B	12′ x 24′
34	25′ 1″			3B		
35	25′ 7″			3B 1W		
36	26′ 4″	Orchestra Cloud	Upstage Shell Ceiling	3B		
37	27′ 1″			3B 1W		
38	28′ 1″	4th Electric		3B	20B	
39	29′ 1″	6th Legs	Upstage Traveler	3B	15B 2W	62′ x 24′
40	29′ 10″			3B		
41	30′ 10″	Cyc Electric		3B	37B	
42	35′ 10″	Cyc		3B		

Side Stage Left						
1	N/A	SSL Batten	Side Stage Left			
2	N/A	SSL Main Curtain				30′ x 12′
Brick Size & Weight						
SB	Steel Brick		Yellow Bricks / Wafers are pipe weight			
SW	Steel Wafer		**Bold** = House Hang, non-movable			
B	Iron Brick					
W	Wafer					
Batten Capacity						
1000 lbs. maximum						